
West Midlands' N' Gauge Club



Newsletter



Ive done my duties
Paddington, please
take me to my
husband



CHAIRMAN'S ADDRESS

It's pleasing to say that we've been out and about as a club recently at shows, with more to come. After Lutterworth and Severn Valley in May we had a quiet spell until the August bank holiday weekend. On that weekend Dave Evans, Dave Griffin, Derek and I took *Whartson Hall* to the Bournville MRC (*see full report in this issue*) show at the Austin Social Club at Longbridge on the Saturday. We were joined by member Nigel who took his *Tipton Sub-division*, US DCC layout, and was sited next to us. This was a reasonably well-attended show in a new venue for the club last year.



Two weeks later, Dave Griffin took *Tipton Hills* to TINGS and was joined by Ken Jones with a couple of his layouts, ably assisted by Dave Evans. I was unable to attend for family reasons so I can't report on how successful the show was.

We have two more trips out with *Whartson Hall*, Birmingham MRC at the end of October and the NEC, with Warley MRC, in November.

This will mark the end of *Whartson Hall* in its current format; whilst the scenic area will not change, we intend to get rid of the operating well so that the layout is more accessible for members with the possibility of being able to run DCC locos on at least a part of it.

From personal experience, I think the exhibition scene is starting to come back to something like its former glory. Whilst some shows have cut back a bit in terms of exhibits and may have suffered slightly lower visitor number, others are doing well. I went to Trent Valley Model railway Society's Lichfield show (I have a vested interest as I'm actually the secretary) with Nigel and *Tipton Sub*. We had a great time chatting to visitors and I know that the club increased its visitor numbers by a third over the recent pre-Covid figures. I think the 'acid test' might be the Warley NEC show in November; people might get put off by the traditional 'packed nature' of parts of the show.



At Lichfield numbers were good but it never got crowded anywhere – it was more a case of a constant flow.

Operating *Tipton Sub* was an interesting experience. The major difference, apart from being US outline, is that it's DCC Sound. I had helped Nigel briefly a couple of times previously but only by using a controller to drive a single train, and to keep an eye on the layout while he took a break. I now have swapped trains, dealt with his complex fiddle yard and even managed to sort a couple of problems myself.



I can see some of the advantages of DCC, as I was running amazingly long trains at a snail's pace without any problems of hesitation.

At our second August meeting we held a small birthday celebration for Vince, our esteemed Editor, who had reached a significant birthday. This

drew in a good attendance including members who attend infrequently and a couple of ex-members. I can report that excessive cake was devoured, washed down with Jane's excellent brew of tea.



Apart from the exhibition visits, our next notable event is our AGM in December where the membership has the opportunity to 'sack me'. Then we will also learn how our finances are doing, under Edgar's tender care, and how much we will be able to spend on new projects. The last months' post-Covid restrictions, have been a case of consolidation and minor repair. Our plans for *Whartson Hall*, prior to its first booking of 2023 at the end of April, are quite low cost so we may be able to consider another project.

Let's see what the Autumn brings.

JE



NEWSLETTER DATES



Winter: December 2022
Spring: March 2023
Summer: June 2023
Autumn: September 2023

Just a reminder to all Club members:
to be included in the next Members' Contributions section, your article should be with me by
Thurs 1st December 2022, Volume 25 Issue 4 *will* be published in time for the AGM. *Ed*

CHAIRMAN: Jeremy Edwards on 07720 902490



Treasurer: Edgar Mason
Assisted by : Philip Hunt

Exhibition Co-ordinator: David Griffin
davejgriffin@outlook.com

Editor: Vince Painter
art1san1957@icloud.com

WMNGC
27th
YEAR

Texting FOR Seniors

- BFF** - best friend fell
- BTW** - bring the wheelchair
- TTYL** - talk to you louder
- BYOT** - bring your own teeth
- LMDO** - laughing my dentures out
- FWIW** - forgot where I was
- IMHAO** - is my hearing aid on?
- OMMR** - on my massage recliner
- ROFLACGU** - rolling on the floor laughing and can't get up



*E*ditorial

Well, I finally made it to semi-retirement, now doing three days a week instead of 5. Please feel free to contact me if you need to visit the shop, as it may be one of my four days' off! I know I said I was going to finish work completely, but it is hard to come to a full stop - so, under flexible working guidelines, the decision was made.

I hope you're all managing to cut costs. We have a page full of useful tips on saving energy, especially during the winter months, *being older is one of them* (you, rightly, get a little more government help of course).



And who hasn't yet seen the Raging Bull (without flagpoles), the iconic symbol of the Commonwealth Games 2022, I know, it's not Black Country, but what a sight and it could end up on the Curzon Street site of HS2!

In a personal note, I would like to thank everyone who gave me presents and greetings cards, much appreciated on my special birthday - especially to our Ken Jones for the delicious Lindt chocolates, which were so naughty, I felt that I had to share them around - I hope everyone enjoyed my special day even more because of them.

Enjoy the read, Keeeeeeep Modelling and don't forget **Christmas** is just around the corner! - sorry.....VP

PS I went to a show at <http://www.tvMrs.org.uk> ALL will be revealed in the next Issue!

BOURNVILLE *By Jeremy*

We had a good day yesterday at the Bournville MRC Show at Longbridge. We had a West Midlands' enclave, as we were next to Nigel.

There was a reasonable attendance and we have picked up an invitation to the Bloxwich Show in April (the club is still operating and are planning their 2023 show).



We also welcomed Andrew Huson, from Trent Valley, who has offered to help us at the NEC and came for an initial driving experience; he hopes to come to a club meeting soon too. Whilst Andrew is a 00

modeller, he's thought about N for space considerations and is also the Exhibition manager for Trent Valley.



Whartson Hall ran well after a few issues early on (one where we forgot to actually tighten the bolts after assembly - oops).

Thanks to Dave E, Dave G and Derek for running the layout *JE*

What a fantastic mugs' shot Ed

MEMBERS' SUBMISSIONS

KEN JONES' Seeing Double

Yes you are right - 2 x SUS both 675 COD heading for Totnes. One of these will be coming to me from Grimsby on Friday whilst the other joins a collection in that town.

They are N gauge 1:148 scale models, including seats, and it's a good time to thank Nigel Coward for the original artwork and 3D printing, Malcolm Hall for the painting and Roy Finney for the bespoke transfers. My input was the concept - a lightbulb moment.



NG MODELLING

Seen Better Days

Ken Jones goes small, in every sense of the word, creating a miniature railway in one of the smallest modelling scales around...

There always fancied building a working miniature railway in an N-gauge setting (1:148, 2mm to the foot with standard gauge models running on 3mm gauge track - Ed) using 1-gauge track (described by its available model railway on the world, at 1:50 scale running on tracks of just 3mm). I had previously built an O-gauge scene (7mm to the foot) in a caddy box with working 1-gauge as a garden railway, named Anytime for 1. With several miniature railways in parks and at the seaside closing over recent years it was time to move this idea forward, using a redundant over the bed table. In hindsight this was not the best idea as it is unstable and easily knocked if not standing against a table or a wall. So, the legs were removed leaving just a table-top layout.

The setting
The concept would be a park which was once overlooked by families in terraced houses and small business units, but as in real life these houses get boarded up, people move away, businesses close and the park and its amenities such as the miniature railway begin to suffer through vandalism and lack of customers. Thus 'Seen Better Days' was conceived.

What you see today is a mixture of things closed and others about to close. The local pub is still open but up for sale, whilst the railway museum, which it was hoped would bring in the visitors, has closed and is in administration.

The relatively new attraction - ride the bus - giving the people the chance to experience a runaway bus downhill via a simulator didn't last long and is waiting to be removed, and sadly the old warehouse which was hoped to regenerate the area as perhaps an antique centre is also closed and is likely to be demolished.

The miniature railway is still running but keeps no rolling stock on site. Their volunteers have a cafe and shop in the park, thanks to the military who have donated containers which need have to keep repainting. The public conveniences and children's play area are still open, whilst damage around includes graffiti and a burnt-out car. The children's paddling pool is now drained and awaiting the removal of a car, which probably will now not happen although workmen can be seen at it.

The boating lake was once another major attraction in the park but today is mainly used by fishermen as the man who has hired out the boats for years is in the process of going out of business.

Building the layout
Initially I was going to use 1-gauge flexitrack for the miniature railway but I didn't get on with it despite having built small layouts using N and Z-gauge (1:220 flexitrack, and so I reverted to 1-gauge S7 track to produce one oval within the park and an area of two sidings and a servicing depot that the volunteers use.

The layout measures 59cm x 39cm (approximately 23 x 15 inches). The main grass mat is from the German company Sinter. The backscenic is from Marvin, the Crown Inn is a card kit, and the attraction 'Ride the bus' is a 3D printed model from Owlard Models. The shops/cafe/containers and steps are also 3D models obtained from DAPRS (www.daprs.com) and the

Above: General view across the park, including the new children's play area.

Left: We are talking small! The first bespoke miniature carriage scratchbuilt by Malcolm Hall and mounted on a 1-gauge wagon chassis.

All model photos by Ken Jones

40 Visit our forum: <http://www.narrow-gauge-forum.co.uk>

A Visit to Kevin Ellis's Layout By Ken Jones

This approx 15 ft x 8 ft N gauge layout is situated in Pelsall, a lot nearer to most of you than me. Kevin often has running days and we are invited as a group or individuals - so hopefully Jeremy can arrange a visit in the near future.



The layout depicts Walsall in the early 1970s and was started to be built in the late 1970s. Not only are there coloured light signals but these also control the trains so a red light brings the train to a stop. It's an analogue layout using several controllers, and a dozen or so trains can run at any one time.



(This image was taken from KevTheBusDriver on uTube)

Kevin has built many of buildings you might recognise from the time, including the original Walsall station and surrounding town centre. You can also take your stock for him to run on the layout.



There are also things like the first section of the M6 being built over the railway, and other things from that era. for example the remains of trolleybus poles in Walsall town centre as the system had closed but not all the poles had been removed at the time the layout is set in.



All the locomotives are diesels and there are AM4 and AM10 EMU units running services in and out of Walsall station.

Much of the layout is scratch built, I spent 3 hours' there, as there is so much to see, and another visitor joined in the afternoon.



Also, there is a smaller N gauge oval

double-track layout which is the end board of a much larger layout, the rest being in storage. *KJ*



N.B. (The image from Kevin's uTube channel (*search KevTheBusDriver all one word, capitals important*) give a suitable overview of **Walsall** - with thanks to Jeremy for the spot!

The images which are date stamped are from the Ken Jones collection, with thanks from the editor for his permission to use in this Newsletter) Ed

New Street – Progress Report

By *Jeremy Edwards*

After a bit of a hiatus, I can report that progress is being made with my ‘*New Street*’ layout. It spent a long time looking very ‘train set’ with an oval, station and some sidings. It is now looking much less ‘train set’ as I have put in the backscene boards. I have also fitted some of the fascia boards (back and ends). Having done this I can vouch that the weight of each board has increased somewhat.



The backscene and fascia boards are cut from 5.5mm ply sheet. As many are aware, timber is still a bit of an issue post Brexit/Covid and the sheets that I managed to purchase weren't of the best quality (although they are straight).

The backscene boards are supported by approx. 20mm square timber as I intend to

hang the point and isolation control systems. On the left hand board (viewed from the front) the arrangement is very simple but on the right hand board I'm aiming for something similar to the arrangement we have on Whartson Hall to allow leaflets to be displayed.



All timber is now primed and ready for decoration. Quite a lot of filling has needed to be carried out as the boards didn't cut too well; I did make use of the space at Trent Valley MRS clubroom to do my main cutting as I don't have enough space at home and much to the amusement of my Chinese next door neighbour, I have been doing much of the construction on my driveway.




While at the Lutterworth Show I purchased a book in the Crowood Press range about painting backscenes. This has offered up some useful advice.

Stage 2 is to use Halfords car sprays in appropriate colours to create a 'sky area'.

I have bought a couple of fairly small peco backscene sheets to cut up and use and I have some Townscenes materials I used on Charlotte Street (just buildings); these were a bit overscale for N, so I had copied them on my printer, reducing size to 75%.

Iwould like some more of these products, but the Freestone Models website isn't too helpful, and I think an email to Jerry is needed to see what he has in stock.



The island platform building is a Heljan 00 kit (Teignmouth Station), cut down in height and converted to N (not by me). I've finished it off and added the canopies. It's actually for another project.

JE

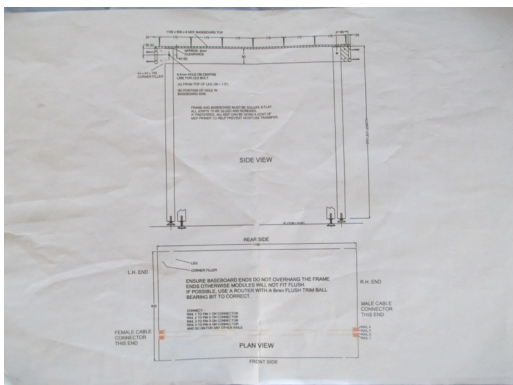
SUGAR CREEK MISSOURI *By Nigel Harrold*

I have made very good progress on Sugar Creek, even as far as starting on the scenery, more of that in later articles. In the last article I mentioned that the layout would be based on the Transcon Railroad but, after doing some more research, I found out it was in fact the *BNSF Marceline Sub that runs along side the Missouri River at Sugar Creek* with the Transcon crossing the Marceline Sub and the Missouri River further on up the tracks.

As mentioned in the last article the layout will be built on a module system, using 9mm plywood for the construction of the modules and 44x44mm par softwood for the legs. Eight modules were constructed - three 1100 x 600mm for scenery, three 1100 x 550mm for storage tracks, two 1220 x 600mm for the ends, where the tracks will run in a semi-circle from the main tracks to the storage tracks (the two end,



three storage modules are used when the layout is stand alone), two 600 x 600mm modules for connecting the layout to NMRA spec. modules when used in a larger set up.



I decided to base the layout on the **Marceline**¹ Sub after watching many videos on Youtube with different locations on the Sub, up loaded by *Kansas & Missouri Railfan*. With the layout I have condensed four of the locations into one, the four locations being: the disused Sugar Creek depot (station) now used by BNSF to tie down (store) m.o.w equipment and locos, the area of turn-outs (point work) where trains can cross from any of the three tracks in either direction, the cement works which sit between the railroad and the Missouri River located on Cement City Road and of course the Sugar Creek which flows into the Missouri River.

¹ https://en.wikipedia.org/wiki/Marceline,_Missouri

The trackwork is all Peco code 55 Flexi track and Peco code 55 turn outs being laid on cork strips just on the scenery sections. With there being three bi-directional tracks and turn-outs linking them all, the three tracks run into three separate storage areas consisting of four tracks in each totalling twelve tracks. The trackwork on each of the end modules mirrors one another, also turn-out motors, so any of the tracks can be used for running through.



Looking at the front of the layout it will be operated from the right hand end where the switches for the storage tracks are incorporated into the surface of the module. Switches for the turn-outs on the front modules are set in a portable control panel with can be attached to the end module for stand alone or attached to the rear of the scenic module when used in a larger set up.

Through out the layout I have used **Circuitron²** Tortoise motors for the turn-outs (wish I had used them on previous layouts being a lot more gentle on the turn out blades than seep motors) having two built in switches I used the one to power the frog on the turn-out.



The modules are all connected using metal alignment dowels and adjustable cabinet lever-handle toggle-catch latch and clamp, the legs are fitted with adjustable feet. The legs slot into pockets on the underside of the modules and clamped in place.

In the next article I will be talking about the wiring and joining of the trackwork where the modules join etc.

² <http://www.circuitron.com/>

ELLESMERE REPORT *By Phil during the 'dreadful' August heatwave*

Nigel and myself went to the show at **Ellesmere**³ which was a good show; this was a two day event; as soon as you got to the outskirts of the town there were signs up telling you the show was on which was good; it was a mixture of locals and holiday makers at the event. The organisers were nice and friendly and the Chairman came round to all exhibitors and introduced himself. As this was in the middle of the heatwave in August it presented a number of difficulties for the organisers and exhibitors.



Looking back we were in a good place as there were two doors near us so we got a draft at times

Unfortunately some exhibitors had to pull out due to the normal Network Rail issue in the heat of, track buckling so trains won't work; others on the first day were directly behind a south facing window; and trying to get a curtain up was challenging so no trains ran on the first day. On the second day trains were running on the visitors railway of the show which showed the Llangollen railway through snap shots of the route (as video).

Others we were talking to had to stop about 2-3pm, as the transformers etc were overheating. Which wasn't surprising with the heat.

Nigel is seeing if he can go next year.

PH

³ <https://youtu.be/DFugJZ9ljzg>


STAR GUEST ARTICLE

IFUNCSHUN JUNCTION *By Barry Hannaford*

Ifuncshun Junction has been built as a demonstration layout for two main reasons. Firstly, at both exhibitions and at the model railway shop that I run, I hear comments about not being able to have a layout due to lack of room and also how people new to the hobby find flexible track difficult to work with.

Ifuncshun was therefore deliberately built in N gauge to show that with a footprint of only 4.5 feet by 2.5 feet it is possible to have a four track layout which is both fun to operate, but also requires concentration due to the nature of the junction (conflicting crossing of running lines).

It was also built with set track, which whilst being less realistic than its streamline cousin, shows that as long as you can work symmetrically it is possible to build interesting layouts without the “hassle” of Flexi track. In fact the basic track plan took less than an hour to be designed and basic track laying only took about a day in total.




**Baz's
Model
Rail**

199 Church Road
Yardley
Birmingham B25 8UR
Opposite the William Tyler (Wetherspoon's) public house

Telephone:
07974 590 826

Website:
www.bazsmodelrail.co.uk

Email:
12voltsdc@blueyonder.co.uk

Secondly, **Ifuncshun** has also been fitted with electronic control units for the signals and points in order to automatically change the signal aspects as a locomotive or train passes and then resets the signal and points a short time later ready for the next train.

Obviously this shows modellers of all levels of ability how electronics can be used to give model railways a further dimension.

Whilst not totally accurate in operation, this is similar to how some signalling works on the full size railway.

Ifuncshun uses **MERG** kits but there are a number of ready built control units which are on the market as an alternative.

I would like to thank Andy Cumming, Clive Butler and Ken Jones for their help and enthusiasm in building **Ifuncshun**,

without their help the project would never have come to fruition.

Finally, when the project was started I gave it a working name of Malfunction Junction as I really did not think that despite Andy's electronic skills that it would work as required. When the reality set in that the layout was actually going to work, it became **Ifuncshun** (I function) **Junction**.

<https://www.bazsmodelrail.co.uk/>

FOR SALE - TIPTON SUB *By Nigel Harrold*



Tipton Sub-Division PA measures approx. 15ft x 6ft

It comes ***without*** stock or DCC equipment.

“I think Jeremy was surprised that we had fitted all of it into the back of his car”^{NH}

Please contact Nigel for offers in the region of £1400

harroldnigel@gmail.com

EXHIBITION DATES

Dates taken directly from 'emails to the editor', for which I thank you all *Ed.*

CLUB LAYOUTS:

Sat 29th October **Whartson Hall**, Birmingham MRC, Arden Hall

Sat/Sun 26th/27th November **Whartson Hall**, Warley MRC, NEC

Ken Jones

Sat 1st October - Telford **Jones of Taunton**

Sat 15th October - Wombourne **Le Club 143**

Sun 16th October - Zedex/Oxrail **Kenstadt**

Sat 29th October - Birmingham **Seen Better Days**

Philip Hunt

TBC:

Birmingham Show October (took details after Cradley Heath)

Shoeburyness November? - Was invited down but Covid stopped last two years, so might be on the calendar for next year TBC

Shows for next year:

Provisional invite for Cradley Heath for **new layout** in October '23 and Shoeburyness in 2024 for the **Garden Railway**.

Tony & Jane

8th October - Cradley Heath exhibition - **Fellows & Minchin**

Nigel Harrold with Tipton Sub

September 24th - 25th Stafford Show Ground

October 8th - Cradley Heath

November 27th - 28th Warley Show (NEC)

ALSO coming soon in 2023 - Sugar Creek Missouri

April 14th - 15th Sutton Coldfield

April 29th Bloxwich TBC

May 6th - 7th Severn Valley Railway

May 13th Ludlow Racecourse TBC

OTHER SCALES

A Page dedicated to guest-scaled articles:

WHILST CHECKING MY EMAIL - I CAME ACROSS:


Dartford Tunnel Cycle Service *by Ian Bosworth*

Here's the screenshot from a FB group - I can access further information if required from any comments on the page.

According to the article below, these 5 vehicles were made by Ford at Dagenham and were not a success. One may survive.



<https://londonist.com/london/transport/dartford-tunnel-bike-bus>



Severn Valley Railway Monopoly

£45.00
Tax included.

Quantity:

✓ Pickup available at **Kidderminster Town Station Emporium**
Usually ready in 2-4 days
[View store information](#)

Buy, sell, dream and **steam** your way to riches with the Severn Valley Railway Monopoly game.

Make your way around the board, collecting some of the SVR's most iconic attractions, including the mighty Victoria Bridge, The Engine House Visitor Centre or the beautiful Hampton Loade.


<https://svrshop.co.uk/products/severn-valley-railway-monopoly>

What a great idea ! Hope Father Christmas is reading...

ENERGY SAVING TIPS:

Which?

Ease the squeeze on energy bills



[which.co.uk/cost-of-living](https://www.which.co.uk/cost-of-living)
4 clever ways to use tech to cut your bills

Learn More

<https://www.which.co.uk/news/article/four-clever-ways-to-use-tech-to-cut-your-energy-bills-a8vL90n5mQvS>

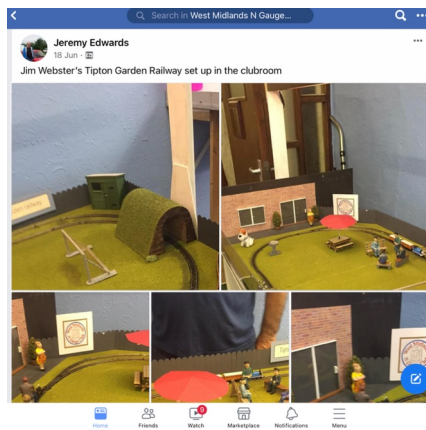


ONLINE REPORT

With the Club going from strength to strength on the Exhibition Circuit, let's continue to spread the word and keep our fantastic hobby in the public eye...

Social Media: **STAR FACEBOOK PAGE**
Just type in **West Midlands N Gauge Club**

EXTRACTS FROM ACTUAL PAGES in 2022



Don't forget search Facebook for **WorldWideGroup of The NGS**
And see the latest in all things N' Scale and Worldwide Railways

The following may be of special interest to members - click below for another great ONLINE article with photos by our very own **Ken Jones**.

<http://www.britishtramsonline.co.uk/news/?p=46161>



COMPETITION PAGES

Here we go again, boys and girls, WORD-SEARCH No.25/3/1

Print off this page, then find the SPORTS THEMED words listed below, in the puzzle - good luck and take care during the long winter nights.

- ATHLETICS
- BADMINTON
- BEACH VOLLEYBALL
- CROWN GREEN BOWLS
- GYMNASTICS
- HOCKEY
- NETBALL
- RUGBY SEVENS
- SWIMMING
- SYNCHRO DIVING
- TABLE TENNIS
- TRIATHLON
- WEIGHTLIFTING
- WOMENS CRICKET

C H S L B G V P F O W K F D Q I Q P
 K Z W Y B H R T Y T W J K U Z I B F
 J Y I G O O G Y M N A S T I C S L C
 E P M H S C J W A E M Y H O O L B K
 T Y M V O K R U G P T J P F D E U F
 T L I V F E I H K H R S I W P U O G
 R N N P J Y R U G B Y S E V E N S N
 I A G S Q O U O V A H Y O Q D A R I
 A T S L W O B N E E R G N W O R C T
 T H L T T E K C I R C S N E M O W F
 H L L L A B Y E L L O V H C A E B I
 L E A E G K R C B A D M I N T O N L
 O T B L K G H N E R K M P I D O Q T
 N I T T X K F O N E L S P M I G B H
 C C E W L Y T A B L E T E N N I S G
 Z S N O H C O Y Q X J R Y T R Z L I
 N C K I G N I V I D O R H C N Y S E
 B X V P U N N V T A A X S N S H F W

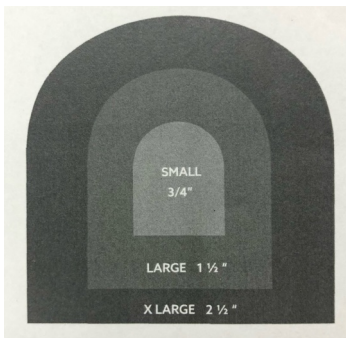
Here's a WORD PUZZLE for you to pass those days between Club Meetings!

How many words of 4 or more letters can you make out of:

“COMMONWEALTH GAMES” ?

SO, PRINT OFF THIS PAGE and use the area below for your answers:

PREVIOUS COMPETITION



There may be light at the end of this, but is it really what you think?

I confess that this wasn't even railway related - sorry Ed.

And the winner is:

Gareth Edwards, Area Development Manager at Timpson:

It's the guide chart for judging prices for different replacement heel sizes.






www.timpson.com

Follow the link to:

Enter your email address to receive news, offers & promotions from Timpson.

You can opt out whenever you like!

32 Black Country 
Translations Bay Em
 (Are They Not)

	1. Dudley	A zoo in the Black Country with a castle		2. Tay Bags	One can make a cup of tea with these	
	3. Osses	Horses		4. Faggots	A dish made with off cuts of meat and offal	
	5. The Cut	The canal		6. Ales	Accompaniment to scratchings	
	7. Ay I	Am I not		8. Ay It	Is it not	
	9. Ommers	Hammers		10. Ballies	Bellies	
	11. Yam Yams	A collection of people from The Black Country		12. Fizzogs	Faces	
	13. Lugoles	Ears		14. Taters	Potatoes	
	15. Tatters	People who sell scrap metal as an occupation		16. Wenches	Black Country Ladies	
	17. Lummocks	A number of clumsy locals		18. Nanas	Bananas or silly people	
	19. Babbies	Babies		20. Donnies	Hands	
	21. Wammels	Dogs		22. Cag Onds	Left hands/ Left Handed	
	23. Bosters	Things that are great		24. Backerds	In reverse or back to front	
	25. Scratchings	Black Country delicacy made from pig skin		26. Oss Roads	Routes or ways on land between two places	
	27. Pikelets	Crumpets		28. Gray PAYS	Grey Peas (traditional Black County dish)	
	29. Opples	Apples		30. Noggins	A number of heads	
	31. Nusses	Nurses		32. Tay Shirts	T-Shirts	

NEW COMPETITION

Continuing on from our last What on Earth?
This is *what & where* on Earth?



And yes, it is definitely railway related!

Answers on a postcard, as ever, if you've never heard of a postcard, I suppose you'll have to email me at:

art1san1957@icloud.com

*Select 'compose email' or 'copy & Paste' after clicking on the above link.....
(note the subtle use of the apostrophe - NOT AGAIN !!!!)*

SUPPLIERS

OXFORD



<https://www.oxforddiecast.co.uk/collections/1-148>

An example page from their web site.....

SEARCH FASTER
Filter Products

▼ AVAILABILITY

IN STOCK (285)

OUT OF STOCK (80)

FUTURE (13)

▼ BRAND

OXFORD DIECAST (446)

▼ BY SCALE

1:148 (464)

1:148 Scale Model Cars and Vehicles form Oxford Diecast

The scale of 1:148 is referred to as N and 148 times smaller than the real thing. This is the second most popular scale in the UK for railway layouts. Oxford Diecast has become the worlds biggest producer at what is also known as British N

[Read More](#)

Sorting Date, new to old
Show 24 36 48
View as



Oxford Diecast Turquoise Blue
White VW T1 Samba Bus



Oxford Diecast Dove Blue VW T1
Van



Oxford Diecast Smoke Grey
Morris Traveller

Revolution Trains announces multiple units for 2mm:1ft scale, covering the 'Electrostar' EMUs, with Swindon-built diesel parcels units promised, too.

<https://www.world-of-railways.co.uk/news/class-120s-and-377-387s-proposed-for-n>



Following delivery of its N gauge Class 320/321 units, and ongoing progress on its Class 313/4 PEP units.

Revolution Trains is to offer Britain's most populous train, the Class 377/387 'Electrostar' electric multiple unit, as its next N gauge model.


MODEL SHOPS

Come and see Ritchie in his well stocked shop in BLOXWICH.
Yes there's loads of N' Scale, as well as tools, glues and paints, and
plenty of free parking 20 yards away.

<https://www.scalemates.com/shops/shop.php?id=2941>

go on! click the link above for ***address details and opening hours***, it's a really friendly shop, all current precautionary advice, and more, is being adhered to - you can mention Vince's name on entry and you'll be welcomed heartily.

(must remember to copy newsletter to Ritchie - note to self Ed).



RETURN JOURNEY

Otherwise known as any other business & raisins to be cheerful 1,2,3.....

- 1 It is our Club's 27th year, and we're making great use of our renewed premises.
- 2 The football season started again with it's usual round of surprises - really - more of the same from the overpaid prima donna(s) - yes, I am becoming disenfranchised with football.
- 3 As promised the official handover from one former Newsletter Editor to the next - neither of us could remember exactly how long ago it was - *maybe you can help?*

And look who else came to this special meeting:



Photo by Jane Minchin
One of many taken at cake time




Photo by Ken Jones
*On Vince's Smart phone
(which still works)*

EDITORIAL IDEAS BOX

If all else fails, we still have our friendly, little Club - dedicated to all things N' Scale, but **mostly** trains and railway related stuff - not forgetting the cakes of course!

Just a reminder that **anytime is the right time** if you have *any* modelling related memories, images or anecdotes you would like to **share with our readers**, then email me at: art1san1957@icloud.com

Please note that any recommended suppliers, ideas or suggestions found in this not-for-profit, and totally free newsletter, are for readers' personal use only, any inaccuracies are regretted and not deemed to be life-threatening.

CREDITS

All images in this issue are submitted, in the main, by the author of each article, any copying, scanning or pasting etc, etc, blah, blah, are at your own risk - GDPR apply.

Special Thanks to the following Club Members for their articles:

Everyone on our Facebook pages and

Jeremy Edwards, Nigel Harrold, Philip Hunt & Ken Jones

Also, to our Guest advertiser Barry Hannaford - thank you all



Edited Using Pages app
on Apple iPad Pro 2019 running iOS for iPad v15.6.1
(other devices, apps & operating systems are available - apparently)Ed





NOTICEBOARD INFORMATION

Meetings will be(or were) as follows, and are always between 2 and 5pm at:

Tipton Green Methodist Church Hall
Park Lane West
TIPTON
West Midlands
DY4 8LD

WMNGC MEETING DATES in 2022

Saturday 8th and 22nd January (new dates due to 1st Jan being a Sat)

Saturday 5th and 19th February

Saturday 5th and 19th March

Saturday 2nd and 16th April

Saturday 7th and 21st May

Saturday 4th and 18th June

Saturday 2nd and 16th July

Saturday 6th and 20th August

Saturday 3rd and 17th September

Saturday 1st and 15th October

Saturday 5th and 19th November

Saturday 3rd December (including AGM)

For more N' Scale information and a host of other interesting topics

Visit our Club Website <http://www.wmngaugeclub.co.uk/>

Facebook search West Midlands N Gauge Club

BE HAPPY AND KIND TO OTHERS

**Meetings will be held under local guidelines, in consultation with our hosts.
Any changes will appear in our Newsletters, with emails/post & calls for urgent info.**